















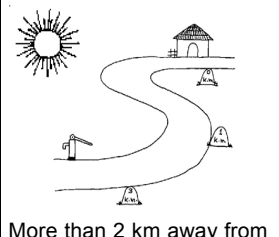
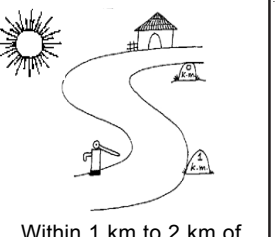




WATER-1

- Please tick ✓ the relevant boxes. Tick ONLY ONE option.
- Ask these questions to an adult woman in the household - others can help as well.
- Ask the respondent to tell you about the usual practice in the household for most of the year at normal times.

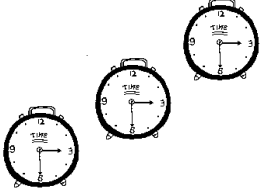
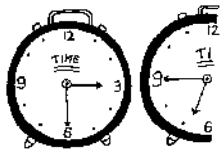

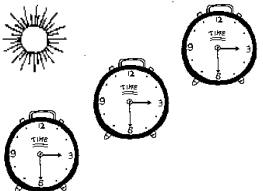
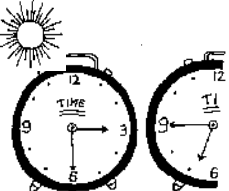
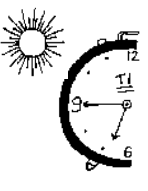
1. What type of source do you collect drinking water from?						
SOURCE OF DRINKING WATER	 River/stream (flowing water)	 Pond/tank (water is not flowing)	 Well	 Handpump or tubewell	 Piped tapwater	 Tanker
	<input type="checkbox"/>	<input type="checkbox"/>	<input type="checkbox"/>	<input type="checkbox"/>	<input type="checkbox"/>	<input type="checkbox"/>
2. What type of source do you collect drinking water from in SUMMER MONTHS?						
SOURCE OF DRINKING WATER	 River/stream (flowing water)	 Pond/tank (water is not flowing)	 Well	 Handpump or tubewell	 Piped tapwater	 Tanker
	<input type="checkbox"/>	<input type="checkbox"/>	<input type="checkbox"/>	<input type="checkbox"/>	<input type="checkbox"/>	<input type="checkbox"/>


SUPPLY	3. Does your household water source mostly come from a government or private source?			
	Government source	Private source	Community source	Don't know
	<input type="checkbox"/>	<input type="checkbox"/>	<input type="checkbox"/>	<input type="checkbox"/>



4. How far is the drinking water source from your home?				
DISTANCE TO SOURCE OF DRINKING WATER	 More than 2 km away from home	 Within 1 km to 2 km of home	 Within 1 km of home	 In home or very close to home
	<input type="checkbox"/>	<input type="checkbox"/>	<input type="checkbox"/>	<input type="checkbox"/>
5. How far is the drinking water source from your home in SUMMER MONTHS?				
DISTANCE TO SOURCE OF DRINKING WATER	 More than 2 km away from home	 Within 1 km to 2 km of home	 Within 1 km of home	 In home or very close to home
	<input type="checkbox"/>	<input type="checkbox"/>	<input type="checkbox"/>	<input type="checkbox"/>

WATER-2

- ◆ Please tick ✓ the relevant boxes. Tick **ONLY ONE** option.
- ◆ Ask these questions to an adult woman in the household - others can help as well.
- ◆ Ask the respondent to tell you about the usual practice in the household for most of the year at normal times.

TIME TAKEN TO GET ALL WATER FOR HOUSEHOLD NEEDS	6. How much time is taken to obtain water for all needs in the household usually in a day?		
	 More than 2 hours daily <input type="checkbox"/>	 1 to 2 hours daily <input type="checkbox"/>	 Less than 1 hour <input type="checkbox"/>
	7. How much time is taken to obtain water for all needs in the household in a day in SUMMER MONTHS?		
	 More than 2 hours daily <input type="checkbox"/>	 1 to 2 hours daily <input type="checkbox"/>	 Less than 1 hour <input type="checkbox"/>

8. Water shortage

<input type="text"/> months
For how many months in a year do you have a water shortage? (number from 0 to 12)

9. Test the quality of drinking water by taking a water sample from the drinking water			
	 Water in H2S vial turned black within 36 hours. (Contaminated) <input type="checkbox"/>	 Water in H2S vial did not turn black in 36 hours. (Not contaminated) <input type="checkbox"/>	<div style="border: 1px solid black; padding: 5px; text-align: center;"> RECORD THIS ANSWER ONLY AFTER 36 HOURS! </div>
Steps for testing water quality using H2S vials:			
<ul style="list-style-type: none"> ◆ Take a small sample of DRINKING WATER from EACH HOUSEHOLD from the container where the household stores drinking water. ◆ Open the seal of the bottle and carefully pour some of the sample. ◆ Do not fill the water to the brim and keep to the "fill-line" shown. ◆ Close the bottle tightly. The bottles will have labels on which you should write the household number and the name of the village. ◆ Also record the exact date and time of collecting the sample. This is extremely important. ◆ Keep the bottle upright and check after 36 hours. If the water has turned black within this period, it is contaminated. If not, the water is not contaminated. ◆ Accordingly mark in the box above. 			